

## Jojoba (*Simmondsia chinensis* (Link) Schneider): A Potential Shrub in the Arabian Desert: IV. Effect of NPK Fertilization on Vegetable Growth and N Content of Leaves\*

HUSSEIN E. OSMAN and ATALLA A. ABOHASSAN

*Department of Arid Land Agriculture, Faculty of Meteorology,  
Environment & Arid Land Agriculture, King Abdulaziz University,  
Jeddah, Kingdom of Saudi Arabia*

ABSTRACT. A two-years field trial was initiated on 20/9/93 to assess the effect of eight ( $2^3$ ) fertilizer treatments comprising two levels (zero and  $50 \text{ kg ha}^{-1}$ ) of each of the three major fertilizer elements (N, P and K) on vegetative growth of a heterogenous jojoba population established on 28/2/93. Data taken on nine morphological traits for eight consecutive seasons (Fall 1993 up to Summer 1995) revealed high significant differences among seasons for each of the studied traits. In addition, main effects of N, P and K on morphological traits were generally absent and when present (1st and 8th seasons) they were all negative, with the exception of branch length (winter 1993) that was positively increased by N application. Effect of  $N_1P_0$  and  $N_0P_1$  on number of branches (3 out of 8 seasons),  $N_1P_1$  on leaf area and leaf weight (Fall 1993) and of  $P_0K_0$  and  $P_1K_1$  on plant height and number of branches (Summer 1995), on the other hand, were all positive and significant. Among second order interactions, effects of  $N_1P_1K_1$  and  $N_1P_1K_0$  on leaf area and Specific Leaf Area (SLA) (1st and 3rd seasons) were the highest, but were statistically similar to those of  $N_0P_0K_0$ . Application of N had also significantly increased N content (fall, winter and spring) and P content (summer) of Jojoba leaves in the first year.

### Introduction

Jojoba has recently attracted worldwide attention for several reasons: (a) 50% of the seed weight is liquid wax with several potential uses (Yermanos, 1982); (b) it is an extremely drought tolerant (Al-Ani *et al.*, 1972) and salinity tolerant species (Tal *et al.*,

---

\*This research was financed by King Abdulaziz City for Science and Technology (KACST) under Grant AT-13-23.

1979 and Rasoolzadegan *et al.*, 1982); (c) it can be grown in areas of marginal soil fertility, high atmospheric temperature and low humidity (Yermanos, 1982); and (d) it has low fertilizer and energy requirements (Yermanos, 1982). These attributes had encouraged the utilization of jojoba in sand stabilization, greenification and landscape projects and in establishing open rangelands and national parks in desert areas. Under these conditions, little, if any, fertilizers are used. This approach was mostly attributed to the general belief that jojoba does not respond to fertilizer applications. In this respect, application of 50 kg N and/or 50 kg P<sub>2</sub>O<sub>5</sub> kg ha<sup>-1</sup> for three consecutive years induced no obvious superiority in vegetative growth. This, according to Yermanos (1982), could be attributed to the deep and extensive root system of the jojoba that enables it to draw nutrients from much deeper soil profiles. Adams *et al.* (1977) and Reyes *et al.* (1977) indicated that the response of jojoba to fertilizer application depends on the root type (tap vs fibrous), soil temperature and season of growth. In this respect, they indicated that young plants, initiated from cuttings, having a fibrous root system, unlike young seedlings with a tap root system, did not respond to fertilizer application. According to Feldman *et al.* (1984) N, P and K contents in leaves of rooted cuttings in the spring were lower than those recorded in the summer. Root elongation in the spring and branch extension in the summer were, according to these workers, positively correlated to N, P and K contents of leaves.

Fertilizer studies conducted in the occupied land of Palestine indicated that the application of relatively higher doses of NPK under irrigated conditions had significantly induced positive growth (Benzioni and Nerd, 1985; Benzioni and Dunstone, 1986), induced flowering and increased the percentage of buds that broke dormancy (Nerd and Benzioni, 1988). In a separate study, Lovenstein (1985) indicated that about 58, 11, 22, 4 and 4 kg ha<sup>-1</sup> of N, P, K, S and Mg were needed for the production of 3 t of seeds per hectare in jojoba plantations, respectively.

The present work was conducted to assess the effect of NPK split application on vegetative growth and nitrogen content of jojoba under the arid environments of Western Saudi Arabia. In addition, mineral content at various soil depths in the jojoba field was also determined.

### Materials and Methods

The present work was conducted at the Experimental Farm of King Abdulaziz University at Hada Al-Sham, 120 km northeast of Jeddah. The soil at the experimental site is sandy clay (72% sand, 18% clay and 10% silt) having average estimates of 0.17, 0.20 and 2.61 g kg<sup>-1</sup> of N, P and K, respectively, and pH 8.2 and EC of 0.96 dSm<sup>-1</sup>. The meteorological data characterizing the site during the course of the experiment are shown in Table 1. A seed lot of jojoba introduced from Arizona was sown in 1989. Seeds harvested from this lot were used in establishing the NPK fertilization plots evaluated in this study. The test plot was seeded on 28/2/1993 in an area of 1.152 ha (18 rows × 4 × 160) under a drip irrigation system. On 20/9/93, the test plot was divided into four blocks, each of which, apart from marginal rows, consisted of 16 experimental rows (16 × 40 m) two of which were randomly assigned for each one of the eight (2<sup>3</sup>) NPK com-

binations where two levels (0 and 50 kg ha<sup>-1</sup>) for each of the three elements were tested. In conducting the trial, urea as a source of N, was splitted into ten doses, five of which were applied in the fall and five in the spring in each of the two years during which the experiment was conducted. Triple superphosphate as a source of P<sub>2</sub>O<sub>5</sub> and potassium sulphate as a source of K<sub>2</sub>O were splitted into four doses (two per season) and were applied simultaneously with urea.

TABLE 1. Absolute seasonal maximum and minimum temperature and relative humidity (R.H.) at the experimental site for the periods from 21/12/93 to 20/12/96.

Season	1993 / 94		1994 / 95		1995 / 96	
	Temp. (°C)	R.H. (%)	Temp. (°C)	R.H. (%)	Temp. (°C)	R.H. (%)
Winter (W)	6 - 40	22 - 98	10 - 42	17 - 100	24 - 41	42 - 97
Spring (Sp)	14 - 49	24 - 93	18 - 49	19 - 95	25 - 47	40 - 98
Summer (S)	19 - 48	21 - 100	21 - 48	22 - 95	31 - 49	43 - 100
Fall (F)	14 - 42	22 - 99	20 - 46	21 - 95	22 - 44	60 - 100

Starting 21/12/93, *i.e.* after 300 days from planting, and for eight consecutive seasons (*i.e.* until 21/9/95), ten plants were randomly tagged from each experimental plot and were used for determining plant height, branch length, number of basal branches, number of leaves branch<sup>-1</sup>, leaf area, specific leaf area (*i.e.* leaf area per unit leaf weight) in addition to leaf, culm and total branch dry weights. Nitrogen content of the leaves in four samples (seasons) of the first year and mineral content of the soil at four depths (0-25, 25-50, 50-75 and 75-100 cm) for the last sampling date of the second year (21/9/95) were also determined.

## Results

### 1. Overall Performance

Data taken on vegetative growth components in the course of the trial (Figs. 1A to 3C) revealed no significant differences among the eight NPK fertilizer treatments for each of the studied traits except for leaf area (Fig. 2B) in fall 1993 and spring 1994 and SLA (Fig. 2C) in spring 1994. The highest estimates, being 66.1 and 69.6 cm<sup>2</sup> and 45.8 cm<sup>2</sup> g<sup>-1</sup> for the respective traits were recorded at N<sub>1</sub>P<sub>1</sub>K<sub>1</sub>, N<sub>1</sub>P<sub>1</sub>K<sub>0</sub> and N<sub>1</sub>P<sub>1</sub>K<sub>0</sub>, respectively. It is also evident from the data that each of the studied traits, with the exception of plant height (Fig. 1A) and number of branches (Fig. 1C), maintained a relatively low or negative growth during the four seasons of the first year and relatively fast growth in the first season (5th) of the second year. Following this stage, a differential seasonal response was observed among the studied traits. In this respect, leaf area (Fig. 2B) and leaf dry weight (Fig. 3A) maintained positive growth until the end of the seventh season; branch length (Fig. 1B), culm dry weight (Fig. 3B) and total dry weight (Fig. 3C) maintained positive growth during the 6th and 8th seasons whereas number of

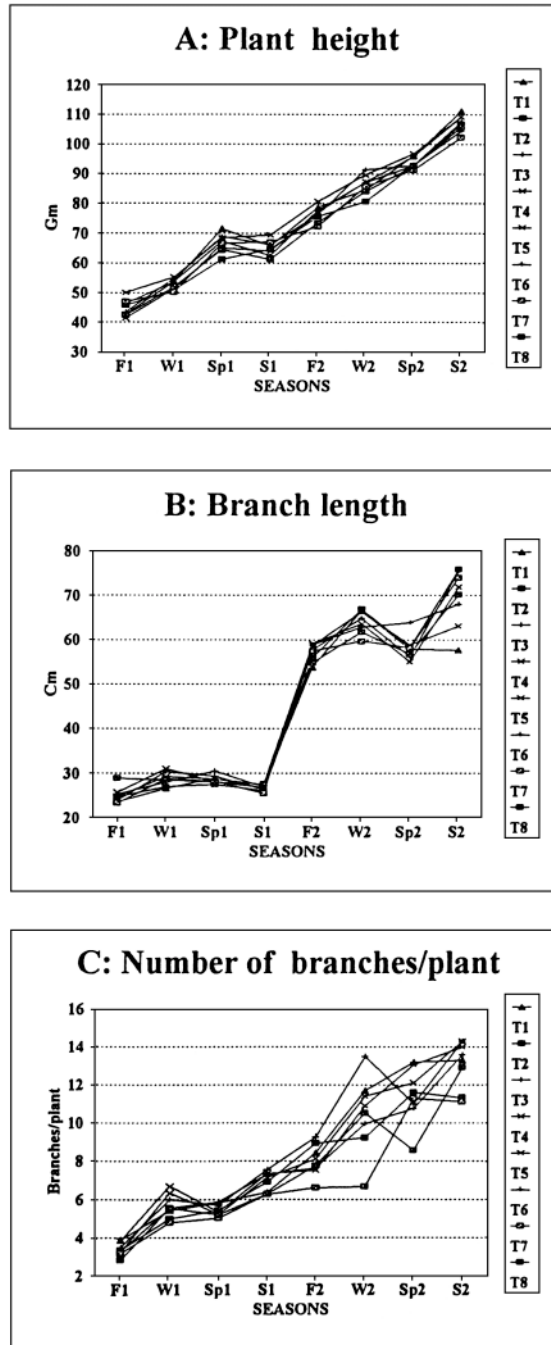


Fig. 1. Effect of NPK on plant height (A), branch length (B) and number of branches per plant (C) in eight growing seasons.

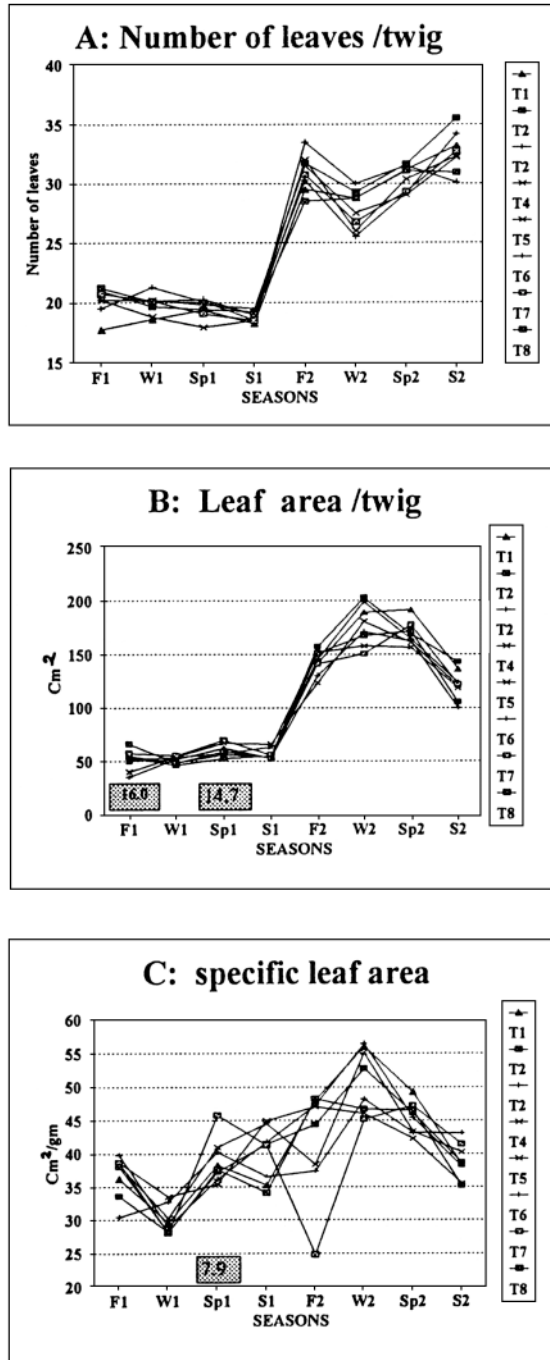


FIG. 2. Effect of NPK fertilizer on number of leaves per twig (A), total leaf area (B) and specific leaf area (C) in eight growing seasons (shaded figures refer to LSD at  $p \leq 0.05$ ).

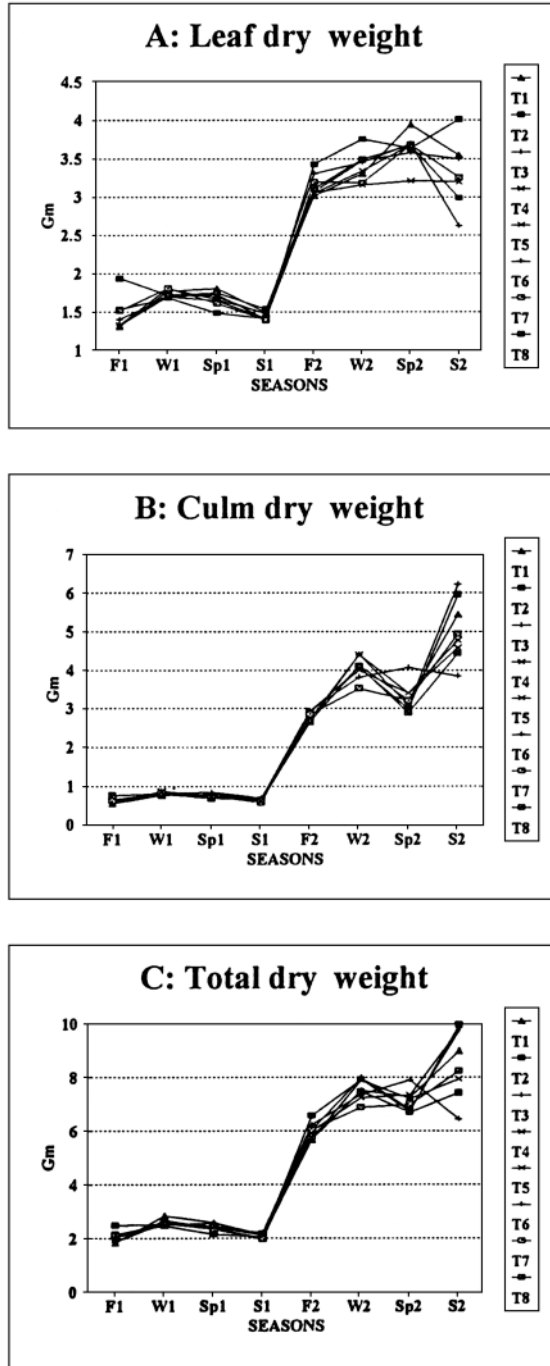


Fig. 3. Effect of NPK fertilizer on leaf dry weight (A), culm dry weight (B) and total dry weight (C) in eight growing seasons.

leaves (Fig. 2A) was reduced during the sixth season but increased again during the seventh and eighth seasons. In contrast, plant height (Fig. 1A) and number of branches (Fig. 1C), with the exception of a noticeable reduction in the 4th season, progressively increased with plant age until the end of eighth season.

**2. Joint Effects of N, P and K (First Order Interactions) on Vegetative Growth**

Data in Tables 2 and 3 revealed that the number of branches attained at  $N_1P_0$  and  $N_0P_1$  in winter 1994 and summers of 1994 and 1995 were significantly higher than those recorded at  $N_0P_0$  and  $N_1P_1$ . Estimates of leaf area and leaf dry weight recorded at  $N_1P_1$  in Fall 1993 were significantly higher than those attained at the other combinations, whereas those recorded at  $P_0K_0$  and  $P_1K_1$  for both plant height and number of branches in summer 1994 were significantly higher than those attained at  $P_1K_0$  and  $P_0K_1$ .

TABLE 2. Summary of significance of F-values (individual seasons) for N, P and K and their interactions for nine morphological traits in jojoba.

	d.f.	Plant height	Branch length	No. of branches	No. of leaves	Leaf area	SLA	Leaf dry weight	Culm dry weight	Total dry weight
<b>A. First Year</b>										
N	1		*b							
P	1			*a						
N × P	1			*b, *d		**a		*a		
K	1	*a					*a			
N × K	1									
P × K	1									
N × P × K	1					*a, *c	*c			
<b>B. Second Year</b>										
N	1	**d				*b, **d	*b		*d	*d
P	1	**d								
N × P	1			**d						
K	1	**d								
N × K	1									
P × K	1	**d		*d						
N × P × K	1									
Error	21									

\* a and \*\* followed by letters a to d indicate significance differences at  $P \leq 0.05$  and  $P \leq 0.01$ , respectively in fall (a), winter (b), spring (c), and summer (d) in the respective years using LSD.

**3. Main Effects of N, P and K on Vegetative Growth**

Analysis of data taken in each of the eight seasons during which the trial was conducted revealed limited significant effects of N, P and K on the studied traits (Table 2). Among these, the most important were those recorded in the first and last seasons of the trial (Table 4). During these two seasons main effects of N ( $N_0$  vs  $N_1$ ) were limited to plant height (108.9 vs 105.1 cm), leaf area (130.7 vs 111.3 cm<sup>2</sup>), culm dry weight (5.6

vs 4.1 g) and total dry weight (9.2 vs. 7.3 g); whereas those of P ( $P_0$  vs  $P_1$ ) were limited to plant height (107.6 vs 106.4), number of branches (3.6 vs 3.1) in the eighth season and to those of K ( $K_0$  vs  $K_1$ ) to plant height (46.6 vs 43.3 cm) and (107.6 vs 106.3 cm) in the respective seasons and SLA (38.3 vs 33.0 cm<sup>2</sup>/g) in the first season (Table 3).

TABLE 3. Significant first order interactions (N × P and P × K and N × K) in jojoba NPK experiment.

	N <sub>0</sub>	N <sub>1</sub>	Mean		K <sub>0</sub>	K <sub>1</sub>	Mean		K <sub>0</sub>	K <sub>1</sub>	Mean
1. No. of branches (Winter 1993)				2. No. of branches (Summer 1994)				3. No. of branches (Summer 1995 <sup>a</sup> )			
	± 0.36*		± 0.26		± 0.41*		± 0.29		± 0.28**		± 0.20
P <sub>0</sub>	5.2	6.3	5.75	P <sub>0</sub>	6.63	7.45	7.04	N <sub>0</sub>	12.28	13.64	12.96
P <sub>1</sub>	5.9	5.2	5.55	P <sub>1</sub>	7.22	6.26	6.74	N <sub>1</sub>	13.63	12.00	12.82
	± 0.26				± 0.29				± 0.20		
Mean	5.55	5.72		Mean	6.93	6.86		Mean	12.96	12.81	
4. Leaf area (Fall 1993)				5. Leaf dry weight (Fall 1993)				6. Plant height (Summer 1995)			
	± 3.9**		± 0.27		± 0.09**		± 0.06		± 0.45**		± 0.32**
P <sub>0</sub>	51.8	43.4	47.6	P <sub>0</sub>	1.42	1.32	13.70	N <sub>0</sub>	110.0	105.5	107.7
P <sub>1</sub>	47.6	61.8	54.7	P <sub>1</sub>	1.36	1.62	14.89	K <sub>1</sub>	105.3	107.3	106.3
	± 2.7				± 0.06				± 0.32**		
Mean	49.7	52.6		Mean	13.87	14.73		Mean	107.6	106.4	

a) P × K (No. of branches) in summer 1995 = P × K = (13.2, 12.7, 12.5 13.2) ± 0.28\* for P<sub>0</sub>K<sub>0</sub>, P<sub>0</sub>K<sub>1</sub>, P<sub>1</sub>K<sub>0</sub> and P<sub>1</sub>K<sub>1</sub>, respectively.

\* and \*\* significant at P ≤ 0.05 & P ≤ 0.01, respectively, using LSD.

#### 4. Main Effects of N, P and K and their Interactions on N Contents of Leaves

Data in Table 5 indicated that N content in jojoba leaves was significantly increased by application of urea (N) in the fall, winter and spring and by application of triple super phosphate (P<sub>2</sub>O<sub>5</sub>) in the summer. Joint effects of N with P and/or K, *i.e.* first order interactions (Table 5) and second order interactions (not shown) had no significant effect on N-content of leaves.

#### 5. Effects of N, P and K and their Interactions on Soil Mineral Contents

Data in Tables 6 and 7 indicated that nitrogen application (N<sub>0</sub> vs N<sub>1</sub>) alone had adverse effects on K content of the soil (260.1 vs 196.5 mg kg<sup>-1</sup>); whereas that of P (P<sub>0</sub> vs P<sub>1</sub>) had positive affect on Fe (3.16 vs 3.4 mg kg<sup>-1</sup>), Ca (11.7 vs 19.5 mg kg<sup>-1</sup>) and Cl<sup>-1</sup> (21.0 vs 46.6 meq. L<sup>-1</sup>) contents. Application of K alone, on the other hand, had positively affected Fe (2.87 vs 3.69 mg kg<sup>-1</sup>) contents and adversely affected Ca (16.8 vs 14.4 mg kg<sup>-1</sup>) contents (Table 7). It is also evident from Table 6 that joint application of N and P had significantly (P ≤ 0.01) affected Fe, Zn and SO<sub>4</sub><sup>- -</sup> levels in the soil; whereas that of N with K had significantly (P ≤ 0.01) affected P, Ca, HCO<sub>3</sub><sup>-</sup> and Cl<sup>-</sup> levels. Joint effects of P and K were limited to those on Fe; whereas those of N × P × K were limited to those on Na contents (Table 6).



TABLE 4. Main effects of N, P and K on nine morphological traits in jojoba during the first and last seasons of a 2-year field experiment.

Season	Plant height (cm)		Branch length (cm)		No. of branches		No. of leaves		Leaf area (cm <sup>2</sup> )		SLA (cm <sup>2</sup> /g)		Leaf dry weight (g)		Culm dry weight (g)		Total dry weight (g)	
	1	8	1	8	1	8	1	8	1	8	1	8	1	8	1	8	1	8
N <sub>0</sub>	44.1	108.9	24.6	74.8	3.4	13.0	19.8	33.8	49.7	130.7***	34.9	39.3	1.39	3.6	0.59	5.6*	1.98	9.2*
N <sub>1</sub>	45.8	105.1	25.5	71.3	3.3	12.8	20.4	31.7	52.6	111.3	36.4	38.8	21.47	3.1	0.64	4.1	2.11	7.3
P <sub>0</sub>	45.6	107.6**	24.05	73.2	3.6*	13.0	19.6	32.8	47.6	124.2	34.7	39.5	1.37	3.4	0.58	5.0	1.95	8.4
P <sub>1</sub>	44.3	106.4	25.6	72.9	3.1	12.8	20.6	32.5	54.8	117.8	36.6	38.7	1.49	3.2	0.65	4.8	2.14	8.0
K <sub>0</sub>	46.6*	107.7**	24.5	74.6	3.5	12.8	19.7	33.2	53.6	124.9	38.3*	38.9	1.38	3.5	0.60	5.3	1.99	8.8
K <sub>1</sub>	43.3	106.3	25.6	71.4	3.2	12.9	20.5	32.1	48.7	117.0	33.0	39.3	1.47	3.2	0.62	4.4	2.10	7.6
S.E.±	0.89	0.32	0.87	1.58	0.17	2.0	0.48	0.86	2.7	44.	1.59	2.85	0.06	0.21	0.03	0.42	0.08	0.59

\* and \*\* indicate significant differences between the two levels of N, P and/or K at P ≤ 0.05 and P ≤ 0.01, respectively during the first (1) or eighth (8) season, using LSD.

TABLE 5. Main effects of N, P and K and their interactions on N content of jojoba leaves.

	N <sub>0</sub>	N <sub>1</sub>	Mean		K <sub>0</sub>	K <sub>1</sub>	Mean		K <sub>0</sub>	K <sub>1</sub>	Mean
<b>Fall 1993</b>											
	± 0.04		± 0.02		± 0.04				± 0.04		± 0.032
P <sub>0</sub>	1.0	1.17	1.085	N <sub>0</sub>	1.02	0.97		P <sub>0</sub>	1.11	1.06	1.085
P <sub>1</sub>	0.99	1.24	1.115	N <sub>1</sub>	1.22	1.199		P <sub>1</sub>	1.13	1.10	1.115
	± 0.032*				± 0.032				± 0.032		
Mean	0.995	1.205		Mean	1.12	1.08		Mean	1.12	1.08	
<b>Winter 1994</b>											
	± 0.08		± 0.069		± 0.08				± 0.08		± 0.069
P <sub>0</sub>	1.83	2.27	2.050	N <sub>0</sub>	1.67	1.96		P <sub>0</sub>	1.95	2.16	2.050
P <sub>1</sub>	1.80	2.01	1.905	N <sub>1</sub>	2.06	2.22		P <sub>1</sub>	1.78	2.03	1.905
	± 0.069*				± 0.069				± 0.069		
Mean	1.815	2.14		Mean	1.865	2.090		Mean	1.860	2.095	
<b>Spring 1994</b>											
	± 0.22		± 0.156		± 0.22				± 0.22		± 0.156
P <sub>0</sub>	2.67	3.07	2.870	N <sub>0</sub>	2.72	2.21		P <sub>0</sub>	2.95	2.80	2.875
P <sub>1</sub>	2.26	3.05	2.655	N <sub>1</sub>	3.06	3.06		P <sub>1</sub>	2.83	2.47	2.650
	± 0.156*				± 0.156				± 0.156		
Mean	2.465	3.12		Mean	2.890	2.635		Mean	2.890	2.635	
<b>Summer 1994</b>											
	± 0.11		± 0.082**		± 0.11				± 0.11		± 0.082
P <sub>0</sub>	1.77	1.91	1.840	N <sub>0</sub>	2.02	1.87		P <sub>0</sub>	1.93	1.75	1.840
P <sub>1</sub>	2.03	2.16	2.095	N <sub>1</sub>	1.95	2.12		P <sub>1</sub>	2.03	2.16	2.095
	± 0.082				± 0.082				± 0.082		
Mean	1.90	2.035		Mean	1.985	1.995		Mean	1.98	1.955	

\*\* significant at P ≤ 0.01, using LSD.

a, b, c = def of N, P, or K = 1 and that of their 1st order interactions in each season = 1.

TABLE 6. Summary of significance of F-values for N, P and K and their interactions for major soil cations and anions in jojoba experimental plot.

Fertilizer	d	P	K	Cu	Fe	Mg	Zn	Ca	Na	HCO <sub>3</sub> <sup>-</sup>	Cl <sup>-</sup>	SO <sub>4</sub> <sup>-</sup>
N	1		*									
P	1				**			**			**	
N × P	1				**		**					**

TABLE 6. Contd.

Fertilizer	d	P	K	Cu	Fe	Mg	Zn	Ca	Na	HCO <sub>3</sub> <sup>-</sup>	Cl <sup>-</sup>	SO <sub>4</sub> <sup>-</sup>
K	1				**			**				
NK	1	**						**		**	**	
PK	1				**							
NPK	1								**			
Error	21	1.37	5742	0.114	0.567	1.071	0.010	56.031	306.638	0.128	461.936	29.595

\* and \*\* indicate significant differences at  $P \leq 0.05$  and  $P \leq 0.01$ , respectively, using LSD.

TABLE 7. Main effects of N, P and K on soil mineral contents of jojoba field averaged over four soil depths.

	P	K	Cu	Fe	Mg	Zn	Ca	Na	HCO <sub>3</sub> <sup>-</sup>	Cl <sup>-</sup>	SO <sub>4</sub> <sup>-</sup>
	(mg kg <sup>-1</sup> )						(meq L <sup>-1</sup> )				
N <sub>0</sub>	4.10	260.1*	1.09	3.22	2.49	0.26	14.8	35.5	1.9	29.4	21.6
N <sub>1</sub>	4.33	196.5	1.03	3.34	2.87	0.24	16.4	43.8	1.8	38.2	19.8
P <sub>0</sub>	4.67	230.4	1.14	3.16	2.33	0.24	11.7	33.6	2.0	21.0	20.9
P <sub>1</sub>	4.64	196.5	1.22	3.40**	3.03	0.26	19.5**	45.8	1.7	46.6**	20.5
K <sub>0</sub>	4.96	221.7	1.07	2.87	2.11	0.25	16.8**	43.1	1.7	40.1	21.5
K <sub>1</sub>	4.36	234.9	1.29	3.69**	3.24	0.25	14.4	36.2	2.0	27.4	19.8
S.E <sub>±</sub>	0.293	18.9	0.08	0.19	0.26	0.02	1.9	4.4	0.09	5.4	1.4

\* and \*\* indicate significant differences at  $P \leq 0.05$  and  $P \leq 0.01$ , respectively, using LSD.

## 6. Effect of Soil Depth on Mineral Contents of the Soil

Data in Table 8 indicated that levels of P, Fe, Mg, Zn and HCO<sub>3</sub><sup>-</sup> in the soil were significantly affected by soil depth. Estimates at the top layer (0-25), being 5.81, 3.96, 5.65 and 0.385 mg kg<sup>-1</sup> for cations P, Fe, Mg and Zn respectively and 2.86 meq. L<sup>-1</sup> for anion HCO<sub>3</sub><sup>-</sup> were significantly higher than those recorded at the deeper layers (Table 8).

## Discussion

Nitrogen alone or in combination with other elements is a key factor in achieving optimum plant growth. Efficient use of NPK fertilizers is, however, dependent on several factors including time of application (Abdel-Aziz *et al.* 1986 and Badreshia and Patel, 1987); source and rate of application (Grove *et al.* 1980; Njoku and Odurukwe, 1987 and Lucas, 1986 and Soelaeman *et al.* 1987); genetic background (Nerd and Benzioni, 1988) and climate-related variables (Hane, 1981 and Osman and Al-Solaimani, 1996).

Lack of response to N, P and K application, as observed in this study, was attributed to the extensive tap root system that enabled the jojoba shrub to draw these nutrients from deeper soil profiles (Yermanos, 1982). Differences among seasons, as observed in this study, were mostly attributed to differences in plant age (shallow vs deep root system)

and soil temperature as reported by Adams *et al.* (1977) and Reyes *et al.* (1977). Adverse effects of N, P and K on plant height and of N on leaf area, culm weight and total dry weight and of P on number of branches in the hot summer (8th season, Table 2) may partially be attributed to these factors. Other factors such as the nature of the sandy loam soil of the experimental site and climate-related variables (Hane, 1981 and Osman and Al-Solaimani, 1996) such as seasonal variations in air temperature and relative humidity (Table 1) characterizing the experimental site might have contributed to the adverse effects associated with N, P and K applications. Apparently relatively younger plants unlike other plants (*e.g.* 4th vs 8th season) with less nutrients demands might have tolerated the harsh summer conditions in the first year and consequently their vegetative growth was not adversely affected.

TABLE 8. Effect of soil depth on major soil anions and cations in jojoba experimental plot.

Soil depth (cm)	P	K	Cu	Fe	Mg	Zn	Ca	Na	HCO <sub>3</sub> <sup>-</sup>	Cl <sup>-</sup>	SO <sub>4</sub> <sup>-</sup>
	(mg kg <sup>-1</sup> )						(meq L <sup>-1</sup> )				
0 - 25	5.81	253.1	1.36	3.96	5.65	0.385	7.16	43.0	2.86	31.6	20.3
25 - 50	4.17	230.4	1.24	2.86	1.83	0.210	7.37	37.3	1.62	30.5	22.0
50 - 75	4.61	190.6	1.01	3.21	1.51	0.198	7.17	43.5	1.41	45.6	18.2
75 - 100	4.03	239.0	1.11	3.09	1.73	0.202	7.22	34.9	1.49	27.4	22.3
Mean	4.66	228.3	1.18	3.28	2.68	0.249	7.23	39.7	1.84	33.8	20.7
S.E. ±	0.41*	26.8	0.12	0.27*	0.37**	0.03**	0.09	6.2	0.13**	7.6	2.0

\*and \*\* indicate significant differences at  $P \leq 0.05$  and  $P \leq 0.01$ , respectively, using LSD.

Positive effects of N and P application on N content of the leaves and possibly of P and K (not estimated) coupled with differential accumulation of various elements at different depths and under the NPK treated plots might have enabled the plant, through osmotic regulation (Benzioni *et al.*, 1996 and Al-Rhamani *et al.*, 1997) to survive the harsh conditions of the summer in an arid environment as that of Western Saudi Arabia. Under such conditions (Table 1) negative growth under fertilized plots (Table 3) might be anticipated. Apparently, amounts of N, P and K applied in the course of the trial, being 50 kg of each per year, were higher than the actual needs of the jojoba plant as indicated by Lovenstein (1985). This might have also contributed to the negative growth and/or the lack of response.

In conclusion, it appears that many interrelated factors, including the heterogeneous nature of the jojoba population (Nerd and Benzioni, 1988) might have contributed to the lack of positive continuous response to NPK applications. Evaluation of colonial populations under relatively semi-controlled conditions in future study might give a better understanding of the response of jojoba to NPK fertilizer applications.

#### References

- Abdel-Aziz, I.M., Mahmoud, M.H., Ashoub, M.A. and Osman, A.O. (1986) Growth and yield of corn (*Zea mays* L.) as influenced by nitrogen and zinc fertilization. *Annals Agric. Sci., Ain Shams Univ.* **31**: 1211-1226.

- Adams, A.J., Johnson, H.B., Bingham, F.T. and Yermanos, D.M.** (1977) Gaseous exchange of *Simmondsia chinensis* (jojoba) measured with double isotope porometer and related to water stress, salt stress and N deficiency. *Crop Sci.* **17**: 11-15.
- Al-Ani, H.A., Strain, B.R. and Mooney, H.A.** (1972) The physiological ecology of diverse populations of the desert shrub *Simmondsia chinensis*. *J. Ecology* **60**: 41-57.
- Al-Rhahmani, H.F., Al-Mashhadani, S.M. and Delemee, H.M.** (1997) Plasma membrane and salinity tolerance of barley plants. *Agric. and Water in Arid Lands (ACSAD)*, **17**: 107-118.
- Badreshia, R.L. and Patel, P.G.** (1987) Studies on nitrogen nutrition of corn plants in calcareous soils. I. Effect of different nitrogen forms and rates on growth and yield. *Agric. Res. Rev.* **58**: 171-183.
- Benzioni, A. and Dunstone, R.L.** (1986) Jojoba: Adaptation to environmental stress and implications for domestication. *Quarterly Review Biol.* **61**: 177-199.
- and **Nerd, A.** (1985) Effect of irrigation and fertilization on vegetative growth and yield of jojoba in relation to water status of the plant. *Publication, Appl. Res. Inst., Ben-Gurion Univ. of Negev*, **44**: 1-8.
- , **Ventura, M. and De Maleach, Y.** (1996) Long term effect of irrigation with saline water on the development and productivity of jojoba clones. In *Proc. of the 9th International Conf. on Jojoba and its Uses.* (L.H. Princen and C. Ross, eds.), Catamarca, Argentina, pp.4-8.
- Feldman, W.R., Palzkill, D.A. and Hogan, L.** (1984) Leaf element concentrations of jojoba cuttings in vegetative propagation as related to nutrition and growth. *Soil Sci. and Plant Analysis*, **15**: 353-373.
- Grove, T.L., Ritchey, K.D. and Oaderman, G.C. Jr.** (1980) Nitrogen fertilization of maize on an Oxisol of the Cerrado of Brazil. *Agron. J.* **72**: 261-265.
- Hane, J.W.** (1981) Nitrogen behaviour and uptake by corn as affected by time of application, nitrapyrin and supplemental winter heat. *Diss. Abstr. Intern.*, **B.42**(6):216.
- Lovenstein, H.M.** (1985) Opportunities for improvement in jojoba production. In: *Proc. of the Sixth Intern. Conf. on Jojoba and its Uses* (J. Wisinak and J. Zabicky, eds.), Ben Gurion Univ. of the Negev, Beer-Sheva, Israel, pp. 119-132.
- Lucas, E.O.** (1986) The effect density and nitrogen fertilizer on the growth and yield of maize (*Zea mays* L.) in Nigeria. *J. Agric. Sci. (U.K.)* **107**: 573-587.
- Nerd, A. and Benzioni, A.** (1988) Effect of water, status, genetic background and fertilizer on flowering of jojoba. *Advances in Hort. Sci.* **2**: 48-51.
- Nijoku, B.O. and Odurukwe, S.O.** (1987) Evaluation of nitrogen fertilizer sources and rates for Cassava-maize intercrop. *Proc. 3rd Symp. Intern. Soc. for Trop. Roots Crops. Afr. Branch*, Ottawa, Canada, Int. Div. Res. Centre, pp. 30-33.
- Osman, H.E. and Al-Solaimani, S.G.** (1996) Effect of phosphorus and split nitrogen on corn (*Zea mays* L.) production, nitrogen and phosphorus accumulation in Western Saudi Arabia. *JKAU; Met., Env., Arid Land Agric. Sci.* **7**: 109-120.
- Rasoolzadegan, Y.L., Hogan, L. and Plazkill, D.A.** (1982) Response of jojoba to five levels of salinity. *Proc. 4th Int. Conf. on Jojoba* (Puebla, M. ed.), Mexico, Mexico City, pp. 113-120.
- Reyes, D.M., Stolz, L.H. and Labanauskas, C.K.** (1977) Temperature and Oxygen effects in soil on nutrient uptake in jojoba seedlings. *Agron. J.* **69**: 647-650.
- Soelaeman, Y., Yahya, S., Koswara, J. and Baharsjah, J.S.** (1987) The effect of N fertilization and thinning of 1PB4 hybrid and Arjuna variety (*Zea mays* L.) on grain yield and fresh forage. *Forum Pascasarjana*, 10:11-23.
- Tal, M., Rosenthal, I., Abramovitz, R. and Forti, M.** (1979) Salt tolerance in *Simmondsia chinensis*: Water balance and accumulation of chloride, sodium and proline under high salinity. *Ann. Bot.* **43**: 701-708.
- Yermanos, D.M.** (1982) *Jojoba: Out of the Ivory Coast and Into the Real World of Agric.* Annual Report, Agron. Dept. UCR, California, U.S.A.

## الهوهوبا : الشجيرة الواعدة في الصحراء العربية ٤- أثر التسميد بالنيتروجين والفوسفور والبوتاسيوم على النمو الخضري ومحتوى الأوراق من النيتروجين\*

حسين الجزولي و عطا الله أحمد أبوحسن

كلية الأرصاد والبيئة وزراعة المناطق الجافة ، جامعة الملك عبد العزيز

جدة - المملكة العربية السعودية

المستخلص . بدأ هذا البحث في ٢٠/٩/١٩٩٣ م لدراسة أثر التسميد (ثمانية معاملات : ٣<sup>٢</sup>) بالأزوت (N) والفوسفور (P) والبوتاسيوم (K) بمعدل مستويين (صفر و ٥٠ كجم/هـ) لكل عنصر على النمو الخضري ومحتوى الأوراق من الأزوت لشجيرة الهوهوبا . أوضحت البيانات التي دونت لتسعة صفات مورفولوجية خلال ثمانية فصول متتالية (خريف ١٩٩٣ وحتى صيف ١٩٩٥) فروقات معنوية عالية بين المواسم . أما الآثار الرئيسية للنيتروجين والفوسفور والبوتاسيوم فلم تكن معنوية إلا في حالات قليلة (الفصلين الأول والثامن) حيث كان معظمها سلبياً عدا طول الفرع خلال شتاء ١٩٩٣ والذي زاد مع إضافة الأزوت . أما الآثار المشتركة لإضافة عنصرين معاً مثل :  $N_0P_1$  و  $N_1P_0$  فقد أثرت معنوياً وإيجابياً على عدد الأفرع (٣ من ٨ مواسم) كذلك أثرت إضافة  $N_1P_1$  إيجابياً على مساحة الأوراق ووزنها خلال خريف ١٩٩٣ م . كذلك أثر المستويان  $P_1K_1$  و  $P_0K_0$  على طول النبات وعدد الأفرع خلال صيف ١٩٩٥ م . أما التفاعلات بين العناصر الثلاث مثل :  $N_1P_1K_0$  و  $N_1P_1K_1$  فقد أدت إلى معدلات عالية من مساحة الأوراق وكثافتها النوعية (الموسمين الأول والثالث) إلا أنها لم تتفوق معنوياً على ما سجل عند المعاملة  $N_0P_0K_0$  (معاملة القياس) . كذلك أدت إضافة النيتروجين إلى زيادة محتوى الأوراق من النيتروجين خلال الخريف والشتاء والربيع ومحتواها من الفوسفور خلال الصيف من العام الأول .

\* أجرى هذا البحث بدعم من مدينة الملك عبد العزيز للعلوم والتقنية بالمنحة رقم أت-١٣-٢٣ .